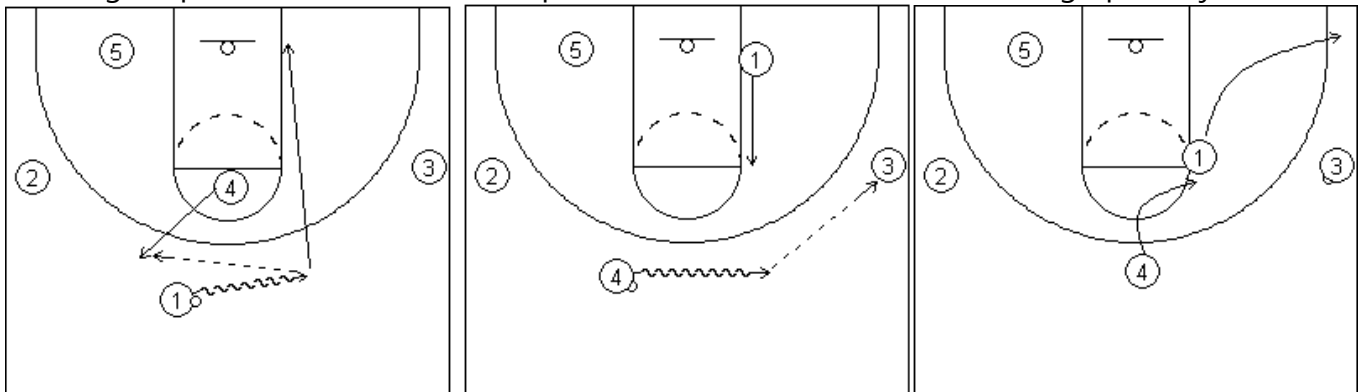


# March 15, 2010 Chalkboard

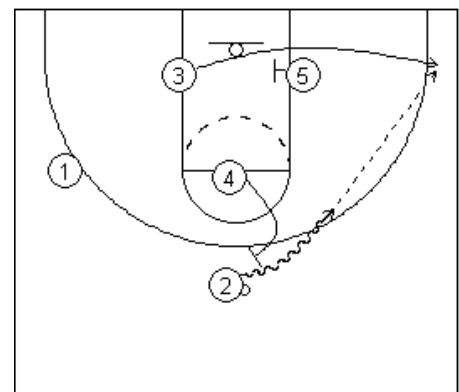
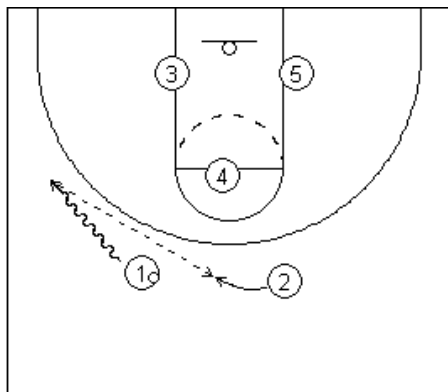
## Georgetown zone offense package versus a 3-2

The first look shown is a pattern that begins with 1 dribbling across the top which signals 4 to pop. 1 hits 4 and cuts through to the right block. 4 now dribbles across the top, throwing to 3 on the right wing. On 3's catch 1 flashes to the high post and holds for a second before cutting to ball side corner. Following his pass, 4 cuts behind the top defender of the 3-2 and into the high post 1 just vacated.



If they get nothing, 3 dribbles to the top, 5 lifts to the FT line and they run it on the left side of the floor.

The 2<sup>nd</sup> look is a set play Georgetown loves to run against a 3-2 zone. They will look to run this action at the beginning of possessions and in a short clock situation.



The play begins with a push/pull concept as 1 dribbles off the top, pulling 2 to the center of the court. 1 throws back to 2.

On 2's catch, 4 moves out of his position at the center of the FT line to set a ball screen on the top zone defender's left shoulder. 2 dribbles off the screen and looks to engage the right wing defender in order to make the pass to the corner where 3 has spotted up after sprinting off 5's screen.